



MODULE 5

CYBERSECURITY AND ONLINE SAFETY



erasmediah.eu




**Co-funded by
the European Union**



Lesson 5.5

Promoting Legal Awareness and Ethical Online Behaviour



ERASMEDIAH

Educational Reinforcement Against
the Social Media Hyperconnectivity



**Co-funded by
the European Union**

Promoting Legal Awareness and Ethical Online Behaviour

Objectives:

- To develop awareness of the legal and ethical implications of online behavior, such as copyright infringement, online harassment, and privacy violations, with a focus on fostering responsible digital citizenship.
- To equip learners with the skills to recognize unethical or illegal online actions, such as identity theft, data breaches, and intellectual property misuse, and understand their consequences.
- To encourage participants to adopt proactive strategies, including critical evaluation of online interactions, respecting intellectual property, and adhering to privacy standards to maintain a secure and ethical online presence.


Key Message(s):

- Ethical and legal online behavior is essential for building a safe, respectful digital environment for everyone.
- Recognizing and respecting digital rights and responsibilities helps prevent conflicts and legal issues while fostering trust and collaboration.



TYPE OF LESSON:






Lesson Overview

The digital world is an integral part of our daily lives, offering both opportunities and challenges. This lesson emphasizes the importance of understanding the laws and ethical principles that govern online behavior. By exploring real-life scenarios and practical strategies, you will learn how to identify risks, uphold their responsibilities, and foster a respectful and secure online environment. Through engaging activities and thoughtful reflection, you will develop the skills needed to make informed and ethical choices in the digital space.

The workshop is organized into 4 steps:

- 1: Digital ethics and legal awareness (10min)
- 2: Recognizing ethical dilemmas and legal risks (10 min)
- 3: Strategies for ethical and legal online behaviour (10 min)
- 4: Spotlight and action planning (10 min)



Step 1

Digital ethics and legal awareness

In this step, we'll explore the principles of ethical online behavior and the importance of understanding legal responsibilities in the digital world. This foundation will help you make informed and responsible choices online.

Watch the video "[Internet Ethics](#)" attentively. This video introduces key concepts of digital ethics, including how our choices and actions online can impact not just ourselves, but also others. Pay close attention to the examples provided and think about how they might relate to your own digital behavior.

Make sure you have a quiet space, free from distractions to focus on the video.



Step 1

Digital ethics and legal awareness

As you watch, take brief notes on:

- The definition of digital ethics provided in the video.
- Specific examples of ethical dilemmas or challenges discussed.
- Any moments that resonate with your personal experiences online.

Think about how the ideas in the video align with your own online habits and decisions. Consider areas where you might need to improve or adjust your behaviour. Take your time and reflect.

Be prepared to discuss your thoughts and reflections with your peers in the next activity. If something in the video sparks a question or disagreement, note it down to bring up during the discussion.



Step 2

Recognizing ethical dilemmas and legal risks

Ethical dilemmas and legal risks are situations where decisions are not just about what is effective but also about what is right and lawful. Recognizing these moments is the first step toward making informed and responsible choices online. Ethical dilemmas often involve a conflict of values, while legal risks arise when actions could potentially violate rules or laws.

For example:

- Sharing someone else's photo without permission may seem harmless, but it raises both ethical (respect for privacy) and legal (copyright infringement) concerns.
- Forwarding a message with unverified information could contribute to misinformation, an ethical breach that may lead to legal consequences like defamation.



Step 2

Recognizing ethical dilemmas and legal risks

Now, read the following scenario:

A friend sends you a funny meme they found online, and you want to post it on your social media account. However, the meme contains a copyrighted image, and the text could offend certain groups of people.

- What are the ethical and legal considerations in this situation?
- What would be a responsible decision?

Write down your thoughts briefly.

After completing this task, take a moment to consider your own online experiences:

- Have you ever encountered a situation where you felt unsure about whether an action was ethical or lawful?
- How did you decide what to do?



Step 2

Recognizing ethical dilemmas and legal risks

Write down one example from your own experience or imagine a hypothetical one where recognizing ethical dilemmas or legal risks would be important.

Share your example in pairs or small groups and discuss the following:

- What made the situation an ethical dilemma or legal risk?
- What would have been the best way to handle it?
- Could more knowledge about ethics or laws have helped?



Step 2

Recognizing ethical dilemmas and legal risks

Recognizing ethical dilemmas and legal risks requires:

1. **Awareness:** Be mindful of how your actions may impact others.
2. **Knowledge:** Understand basic laws and ethical principles related to online behavior (e.g., copyright laws, privacy rights).
3. **Critical thinking:** Pause and evaluate the situation before acting. Ask yourself, "Is this fair, respectful, and lawful?"

By actively applying these steps, you can navigate challenging situations with confidence and integrity.



Step 3

Strategies for ethical and legal online behaviour

Behaving ethically and legally online involves adhering to shared moral principles while complying with laws governing digital spaces. Ethical online behavior promotes respect, honesty, and accountability, while legal behavior ensures we follow rules such as copyright laws, data protection regulations, and anti-cyberbullying policies.

Examples of strategies include:

- Respecting privacy: Avoid sharing or accessing someone else's personal information without their consent.
- Avoiding plagiarism: Always credit sources and avoid claiming others' work as your own.
- Staying informed: Be aware of laws and platform policies to avoid accidental violations.
- Reporting misconduct: Act when you see unethical or illegal behavior, like online harassment or copyright infringement.



Step 3

Strategies for ethical and legal online behaviour

Read one of the following scenarios and think about how to apply ethical and legal strategies:

- **Scenario A:** You're creating a presentation for school and find a great infographic online. It has no attribution or copyright notice.
- **Scenario B:** You notice a classmate posting mean comments under another student's photo on social media.
- **Scenario C:** A company website you've been browsing sends you a pop-up asking for permission to track your location.

For the chosen scenario, consider:

What is the ethical issue?,

What are the legal implications?

What strategy would you use to handle it?

Write down your thoughts briefly.



Step 3

Strategies for ethical and legal online behaviour

Using your analysis, decide what actions you would take to ensure ethical and legal behavior. For example:

- **Scenario A:** Contact the infographic creator for permission or create your own version with proper citations.
- **Scenario B:** Report the harmful comments to the platform or offer support to the targeted person.
- **Scenario C:** Decide whether granting location permissions is necessary and review the website's privacy policy.

Discuss your chosen scenario and solution in a group of 2-3 participants. Compare how others would handle the same situation and explore alternate strategies.

Step 4

Spotlight and action planning

It's time to put the spotlight on your own online behavior and create a simple action plan to improve your ethical and legal practices.

Reflecting on personal habits is the first step toward positive change.


1. Take one minute to think about your own digital actions. Choose one specific behavior or habit that you feel could be improved (e.g., sharing unverified content, neglecting to credit sources, ignoring privacy settings).

2. In two sentences or less, write a SMART action plan for improving this habit (use the template provided on the next page).

- **Specific:** What exactly will you do?
- **Measurable:** How will you know you succeeded?
- **Achievable:** Can you realistically achieve this?
- **Relevant:** Why does this matter?
- **Time-bound:** When will you start?

Example: "I will review privacy settings on all my social media accounts and make adjustments to protect my data by the end of this week."

3. Turn to a partner or group and share your plan. Offer each other encouragement and suggestions for success.





Step 4

Spotlight and action planning

YOUR CHOSEN DIGITAL BEHAVIOUR:

.....
.....

S

M

A

R

T





Key Takeaway Summary

- **Ethical and legal online behavior is essential for building trust, protecting personal data, and fostering a respectful digital environment.**
- **Awareness and mindfulness are the first steps to recognizing ethical dilemmas and legal risks in your online interactions.**
- **Small actions, like seeking permission, citing sources, or reporting misconduct, go a long way in ensuring ethical and legal online behavior. Practicing these strategies consistently builds a culture of respect and compliance in the digital world.**



Instructions for youth workers, educators, and teachers

Objective:

This lesson is designed to help participants identify ethical challenges and legal risks they may encounter in online interactions. It focuses on providing practical strategies to encourage responsible and lawful behavior in the digital space. Through interactive discussions, personal reflections and focused activities, participants will develop the skills to assess their online habits, recognize areas needing change, and create meaningful plans to promote a respectful and legally compliant online presence.

Materials Needed:

- Digital device with Internet access for watching the provided video and accessing other online resources
- Projector and speakers
- Notebooks or blank sheets of paper
- Pens or pencils
- Flip chart or whiteboard with markers to summarize key points, showcase group answers, and list strategies discussed during the session
- Printed templates for the exercise on creating an action plan





Step 1: Digital ethics and legal awareness (10 min)

1. To conduct this activity, start by explaining that the goal is to explore the concept of digital ethics and reflect on how online actions impact individuals and others. Ensure you have the “Internet Ethics” video ([YouTube link](#)) ready and that students are seated in a quiet, distraction-free space.
2. Provide participants with notebooks or blank paper sheets for note-taking and emphasize the importance of focusing on the key points in the video.
3. Ask students to take notes on the definition of digital ethics, examples of ethical dilemmas, and any moments that resonate with their online experiences. Encourage them to think critically about how these ideas relate to their behavior and consider areas for improvement.
4. After the video, give them a few minutes to review their notes, reflect, and prepare any questions or insights for the discussion.
5. Transition smoothly to the next activity by asking participants to organize their thoughts and be ready to share reflections with the group. Remind them to connect the video’s examples to their personal habits and decisions.
6. Throughout, create a supportive environment for open and thoughtful participation.





Step 2: Recognizing ethical dilemmas and legal risks (10 min)

1. Introduce the activity by explaining its purpose: to help participants recognize and evaluate ethical dilemmas and legal risks in digital interactions. Emphasize the importance of understanding how online actions can have ethical and legal consequences.
2. Begin by presenting the scenario: a meme containing a copyrighted image and potentially offensive text. Ask participants to reflect on the situation and write down their thoughts about the ethical and legal considerations involved, as well as what a responsible decision would look like.
3. Next, ask participants to think about similar situations from their own lives or imagine a hypothetical example. Have them describe the situation briefly, focusing on why it posed an ethical dilemma or legal risk and how they handled it or could have handled it better.
4. Transition participants into small groups and encourage them to share their examples. Facilitate a discussion where they analyze what made the situation problematic, how it could have been addressed responsibly, and whether more knowledge of ethics or laws would have helped.
5. Conclude the activity by reinforcing the key skills: being mindful of the impact of online actions, understanding basic laws and ethical principles, and using critical thinking to evaluate decisions before acting. Remind participants that these steps will help them navigate challenging situations with greater confidence and integrity.





Step 3: Strategies for ethical and legal online behaviour (10 min)

1. Explain that this activity aims to equip participants with practical strategies for handling common online challenges responsibly. Highlight that ethical behavior promotes respect and accountability, while legal compliance ensures adherence to rules like copyright laws and data protection regulations.
2. Present the four key strategies participants should consider during the activity: respecting privacy, avoiding plagiarism, staying informed about laws and policies, and reporting misconduct. Provide examples to illustrate these strategies, such as obtaining permission before sharing someone's information or citing sources in a presentation.
3. Next, present the three scenarios for participants to choose from:
 - **Scenario A:** Using an infographic with no attribution for a school presentation.
 - **Scenario B:** Addressing mean comments under a student's photo on social media.
 - **Scenario C:** Deciding whether to grant location permissions on a company website.
4. Ask participants to select a scenario and think critically about the ethical issue, legal implications, and strategies they would use to resolve the situation. Encourage them to write down their thoughts and the actions they would take to ensure responsible behavior.
5. Afterward, organize participants into small groups of 2-3. Instruct them to share their chosen scenarios, discuss how they would handle the situation, and compare strategies. Encourage them to explore alternate approaches to resolving the issues and consider the strengths and limitations of different solutions.
6. Conclude the activity by emphasizing that ethical and legal strategies are essential for maintaining trust, safety, and compliance in digital spaces.



Step 4: Spotlight and action planning (10 min)

1. Begin by explaining that this activity focuses on reflecting on personal online habits and creating actionable plans for improvement. Distribute the SMART analysis template sheet to each participant and briefly explain how it helps structure their action plans.
2. Ask participants to take one minute to identify a specific digital behavior they want to improve, such as verifying content before sharing or adjusting privacy settings. Guide them to complete the SMART template, ensuring their plan is specific, measurable, achievable, relevant, and time-bound. Provide an example for clarity, like reviewing and updating social media privacy settings by the end of the week.
3. Finally, have participants share their plans with a partner or small group, exchanging encouragement and constructive feedback.
4. Conclude by reminding them that small, consistent changes can lead to meaningful improvements in their digital behavior.

Key Takeaways:

Help participants understand that ethical and legal awareness is essential for navigating the digital world responsibly. Focus on key points, such as identifying risks like privacy breaches or copyright violations and adopting strategies like verifying sources, citing content properly, and protecting personal data. Encourage them to take practical steps, such as adjusting privacy settings or evaluating the legality of shared content. Reinforce these ideas through follow-up discussions and activities to ensure participants stay informed and committed to ethical and legal online behavior.



Follow-Up and At-Home Activities:

Participants should review their digital habits, such as their use of social media, and make improvements to align with ethical and legal standards. Encourage them to explore tools like Creative Commons for proper content use or Have I Been Pwned to check for data breaches. Assign a task to identify one key lesson from the session and explain it to a friend or family member to raise awareness about responsible online behavior. Participants could also track their digital actions for a week to identify areas needing improvement.

Tips for Teachers:

Relate lessons to everyday situations, like sharing content online or dealing with misinformation, to make the content engaging and relevant. Encourage open discussions and provide clear, practical examples to illustrate ethical and legal challenges. Use tools such as infographics, screenshots, or videos to make complex ideas easier to understand. Focus on small, actionable steps that participants can take immediately, like reviewing app permissions or using secure passwords. Reinforce these practices through follow-up activities to help build consistent and responsible online habits.





Tools

Digital Citizenship Curriculum by Common Sense Education



This curriculum offers free, comprehensive resources to educate students on ethical online behavior, privacy, copyright, and digital etiquette. It includes interactive lessons, videos, and assessments tailored to different age groups to encourage responsible internet use and legal awareness.

www.commonsense.org

Have I Been Pwned (HIBP)

‘;--have
i been
pwned?

It is a tool for anyone to check whether their email or phone number has been involved in a data breach. By raising awareness about data security and privacy, it encourages ethical online practices and helps users understand the importance of safeguarding personal information and complying with legal standards in digital spaces.

haveibeenpwned.com



References

- Cohen, C. (2023, September 11). Becoming a Good Digital Citizen: Navigating the Online World Ethically. Retrieved from <https://www.cyberwise.org/post/becoming-a-good-digital-citizen-navigating-the-online-world-ethically>
- Digital Citizenship Curriculum. (n.d.). Common Sense Education. Retrieved from <https://www.commonsense.org/education/digital-citizenship/curriculum>
- Have I Been Pwned. (n.d.). Retrieved from <https://haveibeenpwned.com>
- Lcom Team. (2024, October 1). 10 Principles of Respectful and Courteous Online Behavior: A Comprehensive Guide for Educators. Retrieved from <https://www.learning.com/blog/principles-online-behavior>
- Olwan, S. (2024, June 23). Rights and Responsibilities of Digital Citizens: Online Etiquette and Law. Retrieved from <https://learningmole.com/rights-and-responsibilities-of-digital-citizens>
- Rowe, T. (2018, October 15). Internet Ethics. [Video]. YouTube. <https://youtu.be/8LBKUmmzR7s?si=1tEEm7zYm0RZuthK>
- Santhosh, T. & Thiyagu, K. (2024). Fostering responsible behavior online - relevance of cyber ethics education. Malaysian Online Journal of Educational Technology, 12(1), 32-38. Retrieved from <https://files.eric.ed.gov/fulltext/EJ1416601.pdf>



QUIZ

1. Which of the following is an example of ethical online behavior?
 - A. Respecting someone's privacy by asking for permission before sharing their photo
 - B. Copying and pasting an article without citing the original source
 - C. Ignoring reports of cyberbullying on a platform you use
 - D. Using unlicensed software to save money

2. What is a sign that your online actions may pose legal risks?
 - A. Sharing content that falls under Creative Commons licensing
 - B. Downloading copyrighted music or movies without permission
 - C. Sending a couple of professional emails to a verified colleague
 - D. Using a VPN to secure your online activity

3. Which strategy best supports ethical decision-making online?
 - A. Pausing to evaluate whether an action respects others' rights and privacy
 - B. Always sharing content that goes viral, regardless of its source
 - C. Not trusting all content shared by friends as verified and legitimate
 - D. Prioritizing convenience over compliance with platform policies





QUIZ

4. Which of the following actions best reflects adherence to ethical and legal online behavior?
- A. Sharing a friend's private information in a group chat without asking first
 - B. Posting unverified information on social media to gain attention
 - C. Disabling privacy settings to allow maximum visibility for all posts
 - D. Using properly licensed images in a project and crediting the source
5. Which habit can help you maintain both ethical and legal online behavior?
- A. Reposting content without checking its source
 - B. Regularly reviewing privacy settings and adjusting them as needed
 - C. Avoiding responsibility for posts made on your accounts
 - D. Assuming all information online is free to use without restrictions





Solutions

Question 1: A

Question 2: B

Question 3: C


Question 4: D

Question 5: B





Centrum Wspierania
Edukacji
i Przedsiębiorczości



Co-funded by
the European Union