



# MODULE 7

## COLLABORATION AND COMMUNITY SUPPORT IN PREVENTING SOCIAL MEDIA RISKS



[erasmediah.eu](https://erasmediah.eu)



**Co-funded by  
the European Union**



## Lesson 7.1

# Building Communication Bridges Between Schools, Families, and Youth Workers



**ERASMEDIAH**

Educational Reinforcement Against  
the Social Media Hyperconnectivity



**Co-funded by  
the European Union**

## Lesson 7.1

# Building Communication Bridges Between Schools, Families, and Youth Workers

### Objectives:

- Understand the importance of communication in collaboration between schools, families, and youth workers.
- Identify barriers to effective communication and strategies
- Learn the principles of effective communication
- Explore tools and techniques to improve communication
- Recognize the roles of different stakeholders.

### Key Message(s):

- Effective communication is the foundation for building trust and collaboration among stakeholders.
- Overcoming communication barriers requires intentional effort and the use of practical tools.
- Schools, families, and youth workers must work together to create a safe and supportive digital environment for young people.



TYPE OF LESSON:








# Lesson Overview

This lesson aims to provide participants with practical tools and strategies to enhance communication and strengthen collaboration among schools, families, and youth workers. The goal is to create a united approach to addressing and reducing social media risks for young people.

## **The workshop is organized into 4 steps:**

- 1: Why Communication is Key (10 Min)
- 2: Common Challenges in Communication (10 min)
- 3: Tools to Enhance Communication (10 min)
- 4: Bridging the Gap (10 min)



## Step 1

# Why Communication is Key

## What is Communication?

Communication is the process of exchanging information, ideas, emotions, and messages between individuals or groups. It involves a sender, a message, a medium, and a receiver, with feedback playing a crucial role in ensuring understanding. Communication can take many forms, including verbal, non-verbal, written, and visual.

## Key Elements of Communication

**Sender:** The person who initiates the message.

**Message:** The information, idea, or feeling being conveyed.

**Medium:** The channel used to transmit the message (e.g., spoken words, email, gestures).

**Receiver:** The individual or group who interprets the message.

**Feedback:** The response from the receiver that helps the sender know if the message was understood.



## Step 1

# Why Communication is Key

## Types of Communication

Communication happens in different ways. Understanding these types helps us connect better with others:

### 1. Verbal Communication

- Speaking or using words to share information (e.g., conversations, phone calls).

### 2. Non-Verbal Communication

- Using body language, gestures, facial expressions, or tone of voice to express ideas or emotions.

### 3. Written Communication

- Sharing messages through text, like emails, letters, or chat messages.

### 4. Visual Communication

- Using pictures, videos, graphs, or symbols to convey a message.





## Step 1

# Why Communication is Key

## Foundations for Effective Collaboration

Effective communication is the foundation of successful collaboration between schools, families, and youth workers. It starts with:

- **Active listening**, where individuals focus on understanding others without interrupting, while acknowledging and validating their perspectives.
- **Clarity** is equally important—messages should be **simple**, concise, and free of jargon to ensure everyone understands.
- **Empathy and respect** play a crucial role in fostering trust, as they encourage understanding of different viewpoints and cultural backgrounds.



## Step 1

# Why Communication is Key

## Foundations for Effective Collaboration

- **Consistency** in communication, through regular updates and reliable channels, helps avoid misunderstandings and ensures that all stakeholders are informed.
- **Non-verbal communication**, such as body language and tone of voice, also strengthens trust when aligned with spoken words.

By integrating these principles, schools, families, and youth workers can build strong connections to address social media risks effectively.





## Step 1

# Why Communication is Key

Effective communication is essential for collaboration between schools, families, and youth workers because:

- **Builds Trust:** Open and honest communication helps create trust and mutual respect among stakeholders.
- **Promotes Understanding:** Clear communication ensures everyone is on the same page and working towards shared goals.
- **Prevents Misunderstandings:** Regular updates and active listening reduce confusion and conflicts.
- **Encourages Teamwork:** Collaborative communication strengthens partnerships and motivates everyone to contribute.
- **Supports Problem-Solving:** It allows stakeholders to discuss challenges and find effective solutions together.



## Step 2

# Common Challenges in Communication

Effective communication between schools, families, and youth workers can be difficult due to:

- **Lack of Trust:** Misunderstandings or past conflicts can create barriers to open communication.
- **Different Priorities:** Schools, families, and youth workers may have differing goals or approaches.
- **Cultural and Language Barriers:** Diverse backgrounds and languages can lead to misinterpretations.
- **Inconsistent Communication:** Irregular updates or unclear messaging create confusion.
- **Time Constraints:** Busy schedules make it challenging to maintain regular and meaningful interactions.
- **Technological Gaps:** Limited access to or unfamiliarity with digital tools can hinder communication.



## Step 2

# Common Challenges in Communication

Understanding and addressing these challenges is the first step toward effective collaboration.

How to Overcome These Challenges:

- **Build trust** through open and honest dialogue.
- **Align goals** by discussing shared priorities and solutions.
- **Use inclusive language** and translation tools when needed.
- **Keep communication consistent** with regular updates.
- **Provide training** and access to technology for better connectivity.

## Principles of Effective Communication

- Active listening and empathy.
- Clarity in communication.
- Consistency and regular updates.
- Inclusive communication that respects diversity.





## Step 2

# Common Challenges in Communication

Collaboration between stakeholders is essential to create a safe and supportive environment for young people.

Clear roles and shared responsibilities ensure that everyone contributes effectively to addressing social media risks.

## Key Stakeholders and Their Roles. Schools

### Role:

- Educate students about responsible social media use.
- Identify early warning signs of online risks (e.g., bullying, overuse).
- Provide resources and tools to parents and youth workers.

### Actions:

- Organize workshops and training sessions on digital safety.
- Facilitate regular communication with families.
- Offer counseling and mediation services for online-related conflicts.



## Step 2

# Common Challenges in Communication

## Key Stakeholders and Their Roles: Families (Parents/Guardians)

### Role:

- Monitor and guide children's online behavior at home.
- Communicate openly about digital habits and risks.
- Partner with schools and youth workers for consistent support.

### Actions:

- Set boundaries and rules for social media use.
- Participate in school meetings and community awareness events.
- Share observations with schools or youth workers when needed.



## Step 2

# Common Challenges in Communication

## Key Stakeholders and Their Roles: Youth Workers

### Role:

- Act as a bridge between schools, families, and young people.
- Provide emotional and practical support to youth at risk.
- Advocate for safe digital practices in the community.

### Actions:

- Organize workshops and peer-led programs on social media risks.
- Mediate conflicts between stakeholders.
- Promote campaigns to create awareness about digital safety.





## Step 2

# Common Challenges in Communication

Collaboration between schools, families, and youth workers often faces challenges that can hinder effective communication.

These challenges include:

- **Lack of trust**
- **Misaligned goals**
- **Cultural or language differences**
- **Inconsistent communication**
- **Technological barriers**

Recognizing and addressing these challenges is crucial for building strong collaboration.



### Step 3

## Tools to Enhance Communication

### Digital Platforms

- Share updates, meeting schedules, and important announcements.
- Create accessible communication channels for all stakeholders.

### Parent-Teacher Meetings

- Provide a structured space for direct dialogue.
  - Schedule regular meetings with clear objectives.
  - Include youth workers when appropriate for additional insights.
- Address concerns, set goals, and build trust.

### Surveys and Feedback Tools

- Gather input from parents, youth workers, and students.
- Identify concerns, challenges, and opportunities for improvement.



### Step 3

## Tools to Enhance Communication

### **Collaboration Guides and Communication Manuals**

- Ensure consistency in messaging across stakeholders.
- Offer practical guidance on handling conflicts and sensitive topics.

### **Awareness Campaigns and Workshops**

- Educate families, schools, and communities about communication practices and social media risks.
- Create opportunities for interaction and collaboration.

### **Visual Aids**

- Simplify complex topics for easy understanding.
- Provide quick references for parents, teachers, and youth workers.





## Step 4

# Bridging the Gap

### Strategies for Schools: Empowering Schools to Take the Lead

- Hosting workshops on social media risks.
- Designing a "family engagement policy."
- Encouraging teachers to maintain open lines of communication with families.



## Step 4

# Bridging the Gap

## Strategies for Families: Empowering Parents and Guardians

- Building trust with schools and youth workers.
- Setting rules for online behavior at home.
- Sharing observations with teachers (e.g., changes in behavior).



## Step 4

# Bridging the Gap

### **Strategies for Youth Workers: Bridging the Gap Between Stakeholders**

- Organizing parent-child workshops.
- Training youth on social media etiquette.
- Acting as a mediator between schools and families.





## Key Takeaway Summary

By fostering strong, effective communication, stakeholders can work together to reduce social media risks and support youth in navigating the digital world safely.

- **Communication is the foundation of collaboration** between schools, families, and youth workers to address social media risks.
- **Effective communication requires active listening, clarity, empathy, and consistency** to build trust and understanding.
- **Barriers like mistrust, misaligned goals, and technological challenges must be identified and addressed.**
- **Practical tools such as digital platforms, feedback surveys, and communication guides can enhance collaboration.**
- **Successful partnerships rely on the unique roles** of schools, families, and youth workers, working together to create a safer digital environment for young people.



# Instructions for youth workers, educators, and teachers


## **Objective:**

To equip youth workers, educators, and teachers with the skills and tools needed to foster effective communication and collaboration with families and schools, enabling them to address social media risks and support young people in creating a safer digital environment.

## **Materials Needed:**

- **Digital Tools:**
  - Laptop or tablet for accessing collaborative platforms.
  - Online survey tools (e.g., Google Forms) for feedback activities.
- **Presentation Slides:** For guiding discussions and sharing key concepts.
- **Handouts:** Communication guides, role descriptions, and activity worksheets.
- **Visual Aids:**
  - Infographics on communication principles and challenges.
  - Videos or case studies illustrating effective collaboration.
- **Stationery:**
  - Pens, markers, and flip charts for group activities and brainstorming sessions.
- **Workshop Space:**
  - A conducive environment for discussions and role-playing exercises.





## **Step 1: Why Communication is Key (10 Min)**

Start by introducing the importance of communication as the foundation for building strong collaboration between schools, families, and youth workers.

Emphasize how effective communication fosters trust, promotes understanding, and creates a shared sense of purpose among stakeholders.

Discuss the role of communication in preventing misunderstandings, aligning goals, and addressing challenges collaboratively.

Highlight its impact on creating a supportive environment where young people feel safe and empowered to navigate social media risks.

Encourage participants to reflect on their current communication practices and consider areas where improvement could strengthen partnerships and outcomes.







## **Step 2: Common Challenges in Communication (10 min)**

Begin by introducing the concept of communication challenges and their impact on collaboration between schools, families, and youth workers.

Explain how addressing these challenges is essential for creating effective partnerships.

Facilitate a discussion by presenting real-life scenarios or examples that highlight common issues, such as mistrust, misaligned goals, or language barriers.

Encourage participants to reflect on their experiences and identify specific challenges they have encountered.

Use this opportunity to engage the group in brainstorming potential solutions, emphasizing the importance of empathy, consistency, and open dialogue in overcoming these obstacles.

Conclude the step by summarizing the key challenges and reinforcing the need for proactive strategies to ensure effective communication.





### **Step 3: Tools to Enhance Communication (10 min)**

When introducing practical tools for collaboration, begin by explaining their purpose and how they enhance communication among schools, families, and youth workers.

Highlight tools like digital communication platforms, collaboration guides, and feedback mechanisms, emphasizing their role in fostering clarity and trust.


Provide participants with examples, such as using messaging apps for quick updates or shared documents for joint planning.

Demonstrate how to use these tools through simple, step-by-step explanations or hands-on activities.

Encourage participants to explore how these tools can be adapted to their specific contexts and needs, ensuring inclusivity and accessibility.

Close the session by discussing the importance of consistency in using these tools to maintain effective communication and collaboration.





## **Step 4 Bridging the Gap (5 minutes):**

Begin by analyzing existing communication practices between schools, families, and youth workers to pinpoint challenges such as misunderstandings, inconsistent updates, or lack of trust. Facilitate an open dialogue where participants can share their perspectives and experiences, ensuring all voices are heard and respected. Use collaborative activities, like role-playing scenarios, to practice empathetic listening and effective communication techniques. Encourage participants to propose practical solutions, such as establishing regular check-ins, using accessible communication tools, or creating shared goals.

### **Reflection Questions:**

How can you apply effective communication strategies in your daily interactions with families, schools, and youth? What barriers to communication have you observed, and what steps can you take to address them? Are there tools or practices from this module that you can implement to strengthen collaboration? Reflecting on these points will help you build stronger connections and contribute to a safer digital environment for young people.

### **Key Takeaways:**

The key takeaways revolve around fostering strong, open, and collaborative communication channels between educators, families, and youth support systems. Emphasis is placed on understanding the roles each group plays in the development and well-being of young people, especially when addressing social media risks.







## **Follow-Up and At-Home Activities**

Encourage participants to write a journal entry reflecting on their current communication practices with schools, families, and youth workers. What are the challenges? What improvements could be made to enhance collaboration?

Have participants organize a meeting (real or simulated) to discuss strategies for supporting youth in navigating social media. Use insights from the session to guide the conversation and share resources.

## **Tips for Teachers:**

Encourage regular conversations with both families and youth workers to create a continuous feedback loop on student well-being.

Approach sensitive issues like social media risks with empathy, understanding, and without blaming.

Set clear guidelines on how communication will occur, and what expectations are for students, families, and youth workers.

Offer opportunities for open discussions about online behaviors, risks, and well-being, where everyone feels comfortable contributing.

Provide families and youth workers with tools, articles, or workshops on how to help young people navigate social media safely.

Reach out to families and youth workers proactively, especially if you notice concerning behavior or signs of distress in students.






# Tools

## Digital Communication Tools

- **Email Platforms:** Gmail, Outlook (for regular updates and formal communication).
  - **Messaging Apps:** WhatsApp, Viber, Signal (for quick and informal communication).
  - **Video Conferencing Tools:** Zoom, Microsoft Teams, Google Meet (for virtual meetings and workshops).
  - **School Portals:** Moodle, or other Learning Management Systems (to centralize resources and messages).
- 

## Collaborative Tools

- **Shared Documents:** Google Docs, Microsoft OneDrive (for real-time collaboration and shared feedback).
- **Project Management Tools:** Trello, Asana (to organize tasks and ensure clear communication about responsibilities).
- **Community Boards:** Padlet, Jamboard (for brainstorming and collecting ideas).



# Tools

## Feedback and Surveys

- **Survey Tools:** Google Forms, Typeform, SurveyMonkey (to gather feedback from parents, youth workers, or students).
- 

## Visual Communication Aids

- **Infographic Creators:** Canva, Piktochart (to create visually appealing awareness materials).
  - **Presentation Tools:** PowerPoint, Prezi (to present ideas effectively during meetings).
- 

## Awareness Campaign Tools

- **Webinar Platforms:** BigBlueButton, GoToWebinar (for running online training and awareness campaigns).
- **Social Media:** Facebook Groups, Instagram, or school-based platforms (to share updates and campaigns).





## References

- Shannon, C. E., & Weaver, W. (1949). The Mathematical Theory of Communication. University of Illinois Press.
- McQuail, D. (2010). McQuail's Mass Communication Theory. Sage Publications.
- Verderber, K., Verderber, R., & Sellnow, D. (2017). Communicate! Cengage Learning.
- Keyton, J. (2011). Communication and Organizational Culture: A Key to Understanding Work Experiences (2nd ed.). SAGE Publications.
- Federal Emergency Management Agency (FEMA), Effective Communication,  
[https://training.fema.gov/emiweb/is/is242b/instructor%20guide/ig\\_01.pdf](https://training.fema.gov/emiweb/is/is242b/instructor%20guide/ig_01.pdf)
- Rogers, C. R., & Farson, R. E. (1957). Active Listening. Industrial Relations Center, University of Minnesota.





## QUIZ

1. What is the primary goal of building communication bridges between schools, families, and youth workers?
  - A. To increase school performance
  - B. To ensure youth make safer and informed decisions online
  - C. To create a list of rules for social media use
  - D. To evaluate teachers' performance
  
2. Which of the following is an effective strategy for teachers to use when communicating with families and youth workers?
  - A. Only communicate when there's a problem
  - B. Encourage open and regular dialogue
  - C. Keep information confidential, even when it's helpful to share
  - D. Focus on disciplining students in front of families
  
3. What is a key characteristic teachers should demonstrate when discussing sensitive social media topics with families and youth workers?
  - A. Authoritarianism
  - B. Empathy and understanding
  - C. Disinterest
  - D. Judgmental attitude





## QUIZ

4. Why is it important for teachers to establish clear communication expectations with families and youth workers?

- A. To control what students discuss with their families
- B. To create mutual trust and understanding
- C. To reduce the need for meetings
- D. To focus only on academic performance

5. How can teachers help families and youth workers in supporting youth to navigate social media risks?

- A. By providing them with guidelines on social media use
- B. By telling them how to discipline students
- C. By offering only academic support
- D. By avoiding any discussion of online behaviors







# Solutions

Question 1: B

Question 2: B

Question 3: B


Question 4: B

Question 5: A





Centrum Wspierania  
Edukacji  
i Przedsiębiorczości



Co-funded by  
the European Union